



Houses at... Parliament



Housing Ends

Homelessness

#HousesAtParliament

About the 2024 event

HOUSES AT PARLIAMENT
A VHN EVENT WWW.VHN.ORG.AU

See what we
did in 2023

Ending Homelessness

30,000 Victorians don't have a home tonight including 6,800 children.

They're living in their car, staying somewhere temporary like a friend's couch, in a shelter or refuge, or have nowhere to go at all.

In a country as wealthy as Australia, no-one should be without a home.

The top 3 causes of homelessness are family violence, financial difficulties, and the housing crisis.

We can end homelessness by building more homes. For most people, a home that they can afford would end their homelessness.

Our campaign

The Victorian Homelessness Network (VHN) wants to raise awareness about the urgent need for more social and public housing.

Help us fold 60,000 origami houses, to be displayed across Victoria during Homelessness Week.

On 31st July 2024 we will be displaying 6,000 houses at Parliament House, representing 10% of the 60,000 social homes needed in Victoria, to highlight the urgent need for Governments to fix the housing crisis and end homelessness.

Campaign asks

We are asking that State and Federal Governments commit to:

Building at least 60,000 additional, appropriate social homes to meet the current need in Victoria;

and

Implementing the 10 year National Plan, with a commitment to END homelessness.



What can you do?

Help us fold origami houses between now and the end of July and display them during Homelessness Week. The instructions are attached.

Take a photo of you and your house/s to post on social media:

#HousesAtParliament
#HW2024 #HousingEndsHomelessness
#ItsTimeToEndHomelessness

To find out more visit www.vhn.org.au
and [Youtube](https://www.youtube.com/channel/UCVhN1K1K1K1K1K1K1K1K1K1)
[@VictorianHomelessnessNetwork](https://www.instagram.com/VictorianHomelessnessNetwork)

Have fun folding ...it's a great group activity!

To find out more about what's happening in your region contact:


How to build an origami house

Use the instructions below or watch a video here:

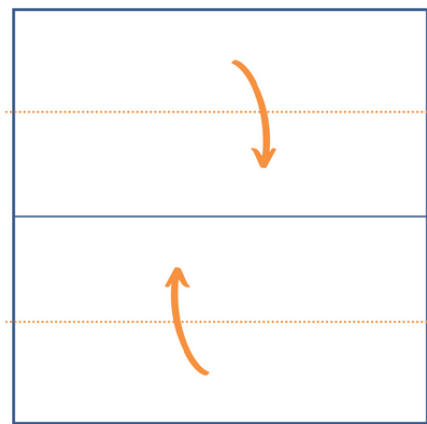
<https://bit.ly/OrigamiHouseVid>

As this is a VHN Statewide event we ask that you refrain from branding the houses with your organisations logos

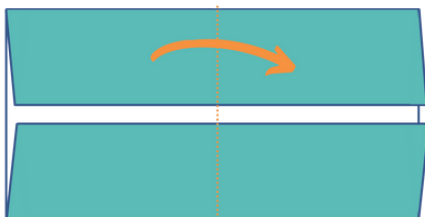
1. Create crease in centre of square paper.



2. Fold edges toward centre crease.



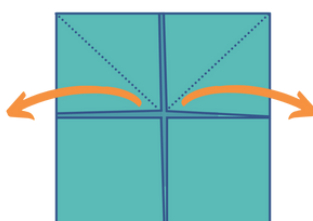
3. Create crease in centre.



4. Turn over. Fold edges toward crease.



5. Open top corners and flatten.



6. Flip over. Decorate & write a message!



For more information and resources visit www.vhn.org.au