

Homelessness

#HOUSES AT PARLIAMENT

What is homelessness?


Homelessness means that a person doesn't have a stable or safe place to live.

You may have seen people sleeping on the streets. This can be very distressing to see for many people. But homelessness is not just about sleeping on the streets ('sleeping rough').

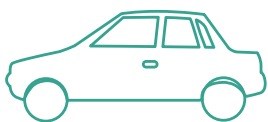
Homelessness can include:



Sleeping outside e.g. under a bridge or on the street



'Couch surfing' (staying a night or two at another person's house, often on the couch or spare bed)



Living or sleeping in a car




Staying in a housing shelter, hostel or refuge



Living in an abandoned house or building



Staying in overcrowded housing



Living in temporary accommodation

#HousesAtParliament

The **Victorian Homelessness Network** (VHN), is a partnership of the nine Regional Homelessness Networks in Victoria. Find out more at www.vhn.org.au. The VHN acknowledges **CISVic** as the original creators of this origami house concept and thank them for their generosity and willingness to share their campaign creations with us.

Homelessness

HOUSING ENDS HOMELESSNESS - IN VICTORIA WE NEED TO BUILD 60,000 NEW SOCIAL HOUSING PROPERTIES TO MEET CURRENT DEMAND

Homelessness can affect anyone

There are a number of reasons why people can become homeless. These can include:

- Not enough affordable housing
- Rising cost of living
- Centrelink payments too low
- Low wages
- Insecure employment
- Family troubles
- Violence and abuse
- Mental and physical health issues
- Drug and alcohol use

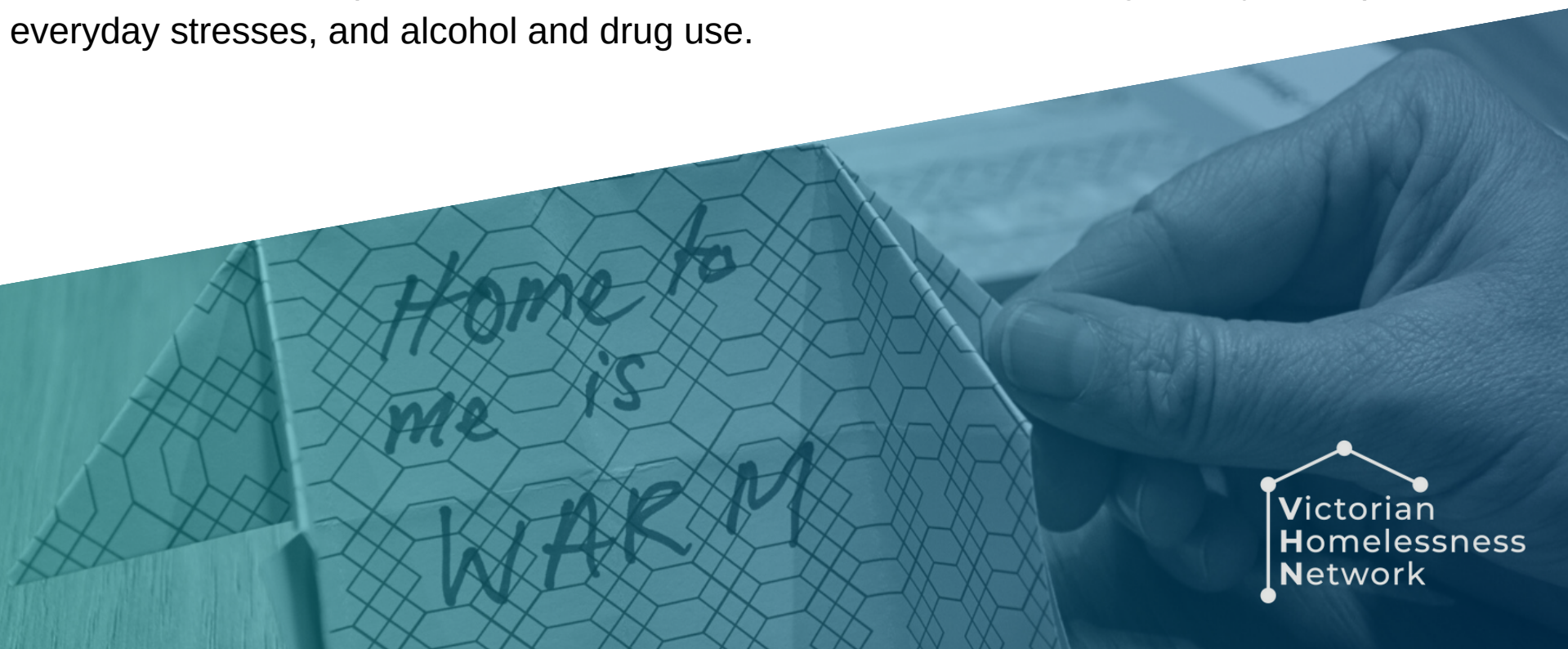
What are the impacts of being homeless?

Even if a person becomes homeless for just a short period of time, the impacts can last a long time.

It may be harder for people to:

- Find a job
- Stay connected with family, friends, and others
- Look after their physical and mental health

It can also affect how a person feels about themselves, their schooling, ability to cope with everyday stresses, and alcohol and drug use.




How to build an origami house

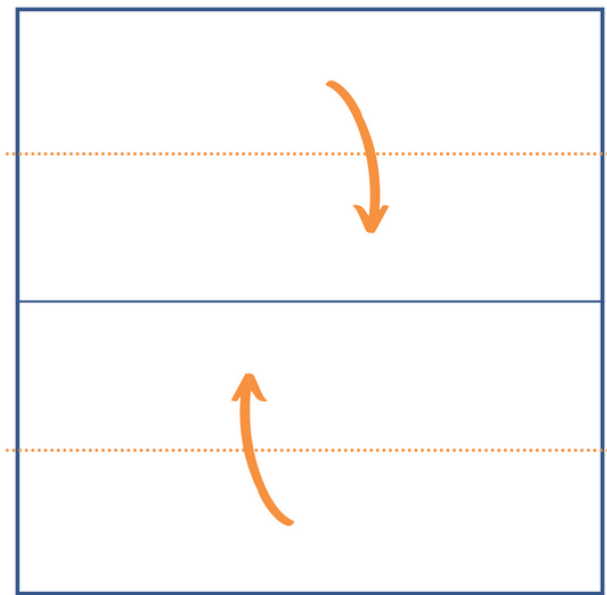
Use the instructions below or watch a video here: <https://bit.ly/OrigamiHouseVid>

As this is a statewide event we ask that you refrain from branding the houses with your organisations logos

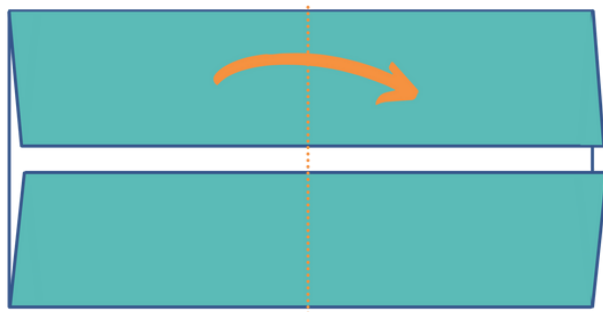
1. Create crease in centre of square paper.



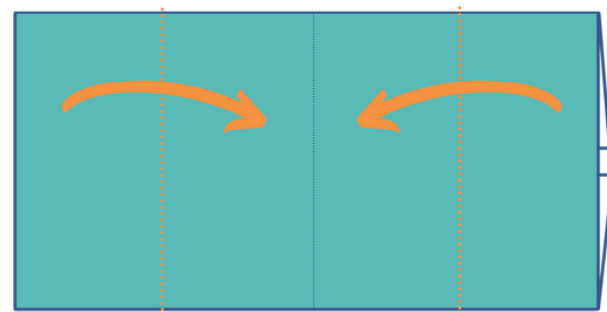
2. Fold edges toward centre crease.



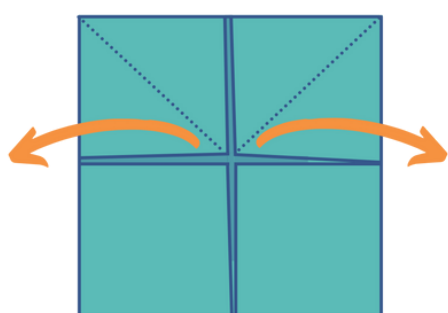
3. Create crease in centre.



4. Turn over. Fold edges toward crease.



5. Open top corners and flatten.



6. Flip over. Decorate & write a message!

