

Campaign
Kit 2026

#HousesAtParliament

Regional contact people

HOUSES AT PARLIAMENT

The Victorian Homelessness Network (VHN) represents the nine Regional Homelessness Networks, that bring together all homelessness services in a local area.

Below are each regions Homelessness Network Coordinators:

Metro contacts

Western Homelessness Network

Sheri Ceni

sheri.ceni@salvationarmy.org.au

Eastern Homelessness Network

Jo McDonald

jo.mcdonald@vt.uniting.org

Southern Homelessness Network

Ruth Gordon

Ruth.Gordon@launchhousing.org.au

Northern Homelessness Network

Meredith Gorman

meredith.gorman@launchhousing.org.au

Regional contacts

Barwon South West Homelessness Network

Rebecca Callahan

rcallahan@cah.vic.gov.au

Gippsland Homelessness Network

Chris McNamara

chris.mcnamara@quantum.org.au

Goulburn Ovens Murray Homelessness Network

Currently Vacant

www.omglasn.com.au

Loddon Mallee Homelessness Network

Kirsty Waller

kirstyw@cnv.org.au

Central Highlands/Wimmera Homelessness Network

Juelz Sanders

juelz.sanders@vt.uniting.org

Check our website for up to date contacts

<https://www.vhn.org.au/contacts>



Origami houses display

HOUSES AT PARLIAMENT

Thank you for your interest in participating in our campaign for safe and affordable housing for everyone.

In Australia, homelessness is defined as being without a secure, stable, safe and private living space or the ability to control that space. This includes people sleeping in boarding houses, sleeping in their cars, couch surfing and living in unsafe situations. It also captures people living in insecure or inadequate housing.

So, we are asking the Victorian and Federal Governments to commit to building at least 60,000 new social housing properties now and to implement a plan to END homelessness.

This year the focus is on awareness raising in our local communities: encouraging displays within schools, libraries, local business, local government, housing services and peoples homes. We need your help to fold 60,000 origami houses (representing the number of additional social homes needed to meet current need in Victoria), and display them for Homelessness Week, 3-9 August 2026.

This document is your guide to the campaign and how to get involved.



It's wonderful to be working with community, businesses and organisations - we're excited to see what you come up with!

What's included

Overview of how to get involved

pp 4-5: Ideas about how you can get involved in the campaign

pp 6-7: Ideas for displaying your houses

Origami instructions

pg 8: A link to videod instructions for folding houses

pp 9-12: Photo instructions for folding houses.

Campaign pamphlet and other resources

pp 13-14: The campaign flyer that you can hand out at events/to your community

pp 15-16: A letter that you can send to local Members of Parliament

pg 17: a link to a web page Posters that you can include in your Homelessness Week display.

pg 18: A link to promotional and information videos

The VHN acknowledges CISVic as the original creators of this origami house concept and thank them for their generosity and willingness to share their campaign creations with us.

How to get involved

HOUSES AT PARLIAMENT

What you can do

Bring people in your service/community together to fold origami houses.

1. You can:
 - a. fold houses during team meetings, or
 - b. host an event with your local community, or
 - c. hand out packs containing paper and instructions for community members to take away.
2. Gather supplies:
 - Square paper ([here's a video about how to turn an A4 sheet into a square](#))
 - Markers/Pens for writing messages
 - Decorations (e.g. stickers, glitter etc.)
 - Somewhere to store your folded houses until they are displayed.
3. (Optional) Print out posters at the end of this pack. You can use these during any house folding events and in your display.
4. Display your creations up to and through Homelessness Week.
5. Print out the letter to Members of Parliament (pp 15-16), fold it into the shape of a house and send it to your local State and Federal MPs.
6. Count the houses that you have folded and record them in the tally here:
<https://www.vhn.org.au/houses-tally>
7. Use your event/display to educate and discuss housing issues with your community.
8. Remember to take photos!
9. Share any photos and messages from your events/display online with the hashtag
 - #HousesAtParliament
 - #HousingEndsHomelessness
 - #ItsTimeToEndHomelessness
 - #HW2026



Home for me
means
stability

Ideas for hosting events

HOUSES AT PARLIAMENT

Hosting an event can be simple and you'll be surprised by how many houses you can make in just a short time!

Small ways to make a big impact

You don't need a large gathering of people and lots of fanfare to make a big impact. Here are some ideas for hosting a quick and easy event:

- **Short on time?** Grab a timer and make it a competition - see how many houses you can create (and how many housing facts you can list!) in a set time.
- **A gathering of two still counts!** Grab your coworker/family member/dearest friend and make some houses together while you explain the purpose of the campaign.
- **Go online!** Can't get together in-person? Organise a video call. You can pull up the instructions on a shared screen, or watch the video together. Make yourself a cuppa, get creating and have a casual chat about housing.

Remember, all the origami houses you fold can be put together in your final Homelessness Week display and will be part of the 60,000 houses being folded across Victoria. So no matter how many you fold, you'll be contributing to something that will make a big impact!

For the ambitious

Need a challenge? Here are some great ways to raise awareness with your community:

- Get in touch with your MP and invite them to your event! Take the campaign directly to the people who need to hear about it.
- Set up a stand in your local shopping mall. Get your community involved and talking.
- Host an event at in your community. Making origami houses is a fun activity for all ages!
- Spread the word - the more conversations you have with your community the stronger our campaign. You could even get your local media involved! A template media release will be available on the VHN website: <https://www.vhn.org.au/housesatparliament>



Ideas for displaying houses

HOUSES AT PARLIAMENT

Displaying your house creations will make for a great conversation starter - so don't be afraid to get creative!

Here are some ideas to inspire you:

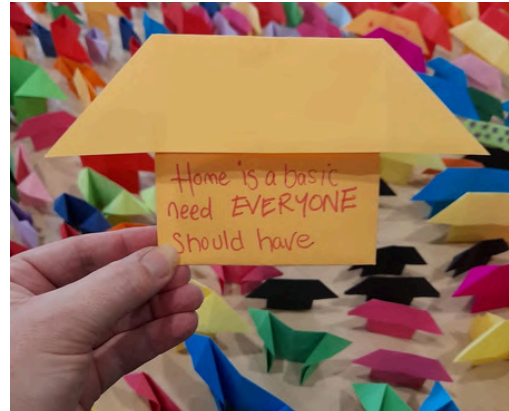

- **Create a window display.** You can stick your houses, messages and posters in a public-facing window.
- **Use a pin board.** Pin your creations and other items to a board and hang it on (or lean it against) a wall.
- **Hang houses with string.** Have your houses dangle gently from a suitable place - you may even use coat hangers to help.
- **Set up a table display.** The design of the house means they can stand on their own, making an effective table display!

Consider the length of time that you would like your display to last - ideally you will be able to display your houses until the end of Homelessness Week.

We're excited to see what you come up with!



Examples of displays

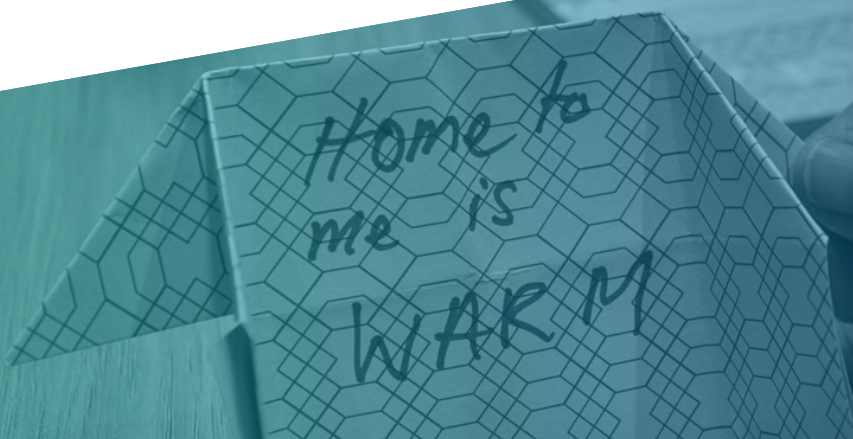
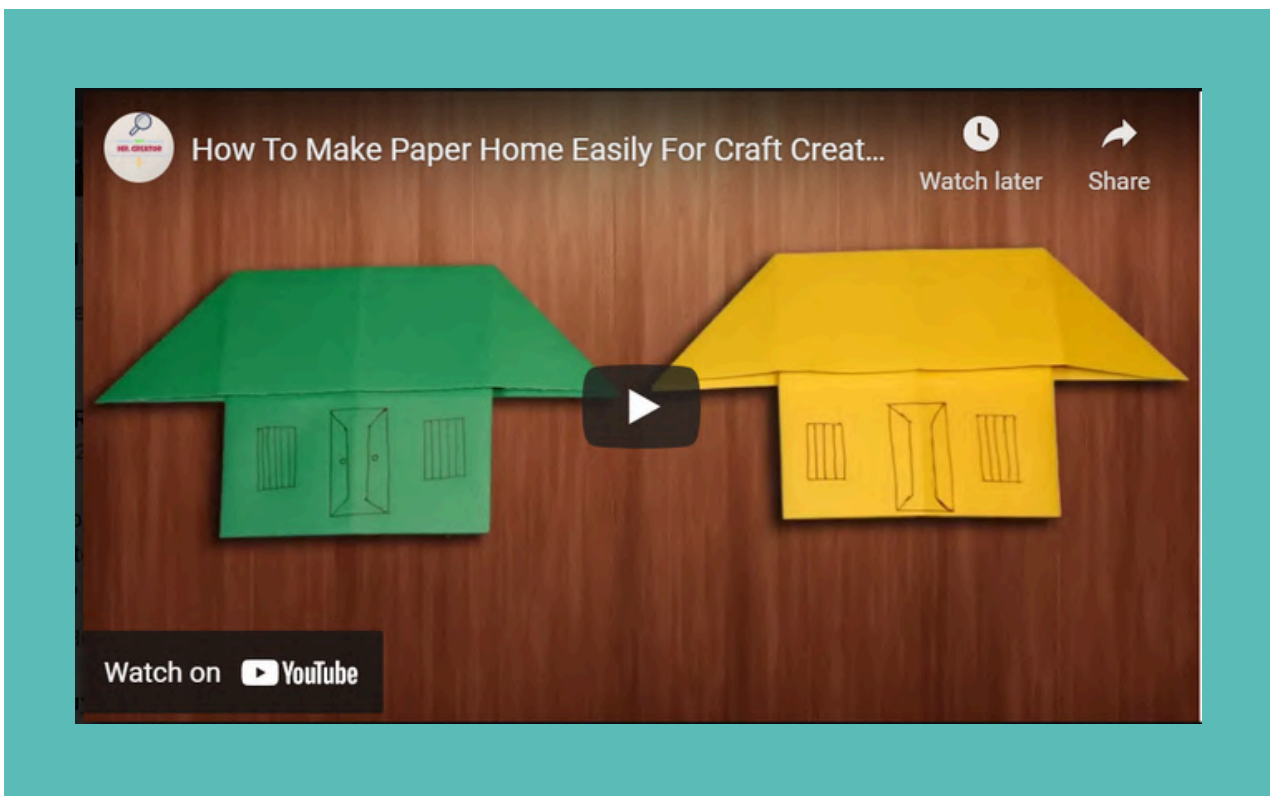


Remember to add how many you've folded to the Statewide tally



How to build an origami house

Video instructions: <https://bit.ly/OrigamiHouseVid>



How to build an origami house

Use the instructions below or watch a video here:

<https://bit.ly/OrigamiHouseVid>

1. Fold square paper in half to create a horizontal centre crease.



2. Open square and fold the top and bottom towards the centre.





How to build an origami house

3. Flip the paper over and fold in half to create a vertical crease.




4. Fold the left and right sides towards the new crease.




How to build an origami house

5. Open the top left corner.




6. Flatten the corner to create two diagonal folds. Repeat for the top right corner.



How to build an origami house

7. Flip over - you've made a house!



8. (Optional) Decorate and write a message about what a home means to you.



About the 2026 campaign

HOUSES AT PARLIAMENT
A VHN CAMPAIGN WWW.VHN.ORG.AU

See what we
did in 2025

Ending Homelessness

30,000 Victorians don't have a home tonight, including 6,800 children.

They're living in their car, staying somewhere temporary like a friend's couch, in a shelter or refuge, or have nowhere to go at all.

In a country as wealthy as Australia, no-one should be without a home.

The top 3 causes of homelessness are family violence, financial difficulties, and the housing crisis.

We can end homelessness by building more homes. For most people, a home that they can afford would end their homelessness.

Our campaign

The Victorian Homelessness Network (VHN) wants to raise awareness about the urgent need for more social and public housing. We are asking that State and Federal Governments commit to:

Building at least 60,000 additional, appropriate social homes to meet the current need in Victoria;


and

Implementing the 10 year National Housing and Homelessness Plan, with a commitment to END homelessness.

What can you do?

- Help us fold and display 60,000 origami houses across Victoria for Homelessness Week 3rd - 9th August 2026.
- Use the instructions on the back to make as many houses as you wish
- Display your house/s
 - In a window of your business or home
 - In a back window of your car
 - Get your workplace involved and make a display in the foyer or window.
 - Stick one on your front door or window for all to see
 - Visit www.vhn.org.au to see what others have done
- Take a photo of your house/s and post on social media:

#HousesAtParliament
#HW2026
#HousingEndsHomelessness
#ItsTimeToEndHomelessness

- Add how many you fold to our Statewide Tally - use this QR code 
- Encourage others to fold and display an origami house
- Visit our website to download posters, social media tiles and other resources

To find out more visit
www.vhn.org.au

Youtube@VictorianHomelessnessNetwork

Have fun folding ...it's a great group activity!


How to build an origami house

As this is a VHN Statewide event we ask that you refrain from branding the houses with your organisations logos

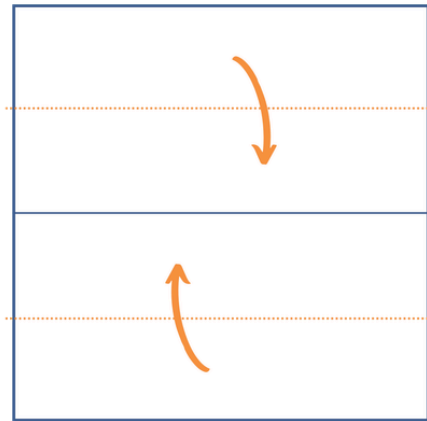
Use the instructions below or watch a video here:

<https://bit.ly/OrigamiHouseVid>

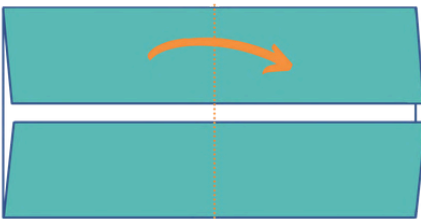
1. Create crease in centre of square paper.



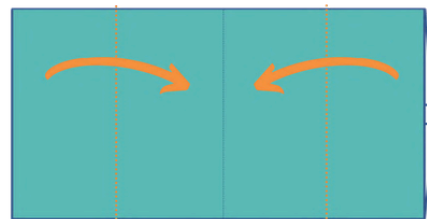
2. Fold edges toward centre crease.



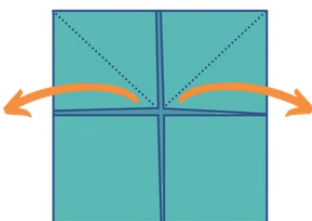
3. Create crease in centre.



4. Turn over. Fold edges toward crease.



5. Open top corners and flatten.



6. Flip over. Decorate & write a message!



For more information and resources visit www.vhn.org.au

Letter to Members of Parliament

You can print out this page, cut along the line below so that you have a square piece of paper, then fold it into an origami house with 'please open' at the front - and then send it to your local State and Federal Members of Parliament.



Houses At Parliament

#HOUSING ENDS HOMELESSNESS

To you, the changemakers of our State:

30,000 Victorians, including 6,800 children, don't have a home tonight. They're living in their car, staying somewhere temporary like a friend's couch, in a shelter or refuge, or have nowhere to go at all.

Many more are living at risk of homelessness, or remaining in violent housing situations because they don't have a better option.

We ask you to support **Houses at Parliament** and every Victorian who is experiencing or at risk of homelessness, by calling for:

- The construction of at least 60,000 additional, appropriate social homes to meet current need in Victoria; and
- Implementation of the 10 year National Plan, with a commitment to END homelessness.

Together, we can create a future where everyone has an opportunity for a safe and healthy life.

#HousesAtParliament; #HW2026; #HousingEndsHomelessness; #ItsTimeToEndHomelessness

<https://www.vhn.org.au/housesatparliament>



Please open...



Houses At Parliament

HOUSING ENDS HOMELESSNESS

Posters

#HOUSES AT PARLIAMENT

The Victorian Homelessness Network has produced a number of posters that you can incorporate into your displays, or distribute for information.

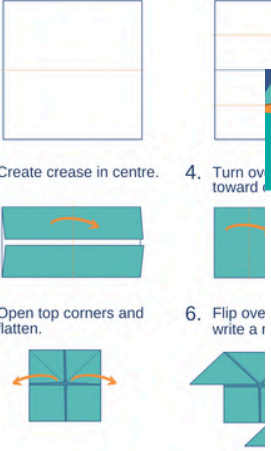
To download these, please visit our [How to get involved](#) page on our website.

How to build an origami house

Use the instructions below or watch a video here: <https://bit.ly/OrigamiHouseVid>

As this is a statewide event we ask that you refrain from branding the houses with your organisations logos

1. Create crease in centre of square paper.
2. Fold edges toward centre crease.
3. Create crease in centre.
4. Turn over toward
5. Open top corners and flatten.
6. Flip over write a r



Homelessness

HOUSING ENDS HOMELESSNESS - IN VICTORIA WE NEED TO BUILD 60,000 NEW SOCIAL HOUSING PROPERTIES TO MEET CURRENT DEMAND

Homelessness can affect anyone

There are a number of reasons why people can become homeless. These can include:

- Not enough affordable housing
- Rising cost of living
- Centrelink payments too low
- Low wages
- Insecure employment
- Family troubles
- Violence and abuse
- Mental and physical health issues
- Drug and alcohol use


What are the impacts of being homeless?

Even if a person becomes homeless for just a short period of long time.

It may be harder for people to:

- Find a job
- Stay connected with family, friends, and others
- Look after their physical and mental health

It can also affect how a person feels about themselves, the with everyday stresses, and alcohol and drug use.



Homelessness








#HOUSES AT PARLIAMENT

What is homelessness?

Homelessness means that a person doesn't have a stable or safe place to live.


You may have seen people sleeping on the streets. This can be very distressing to see for many people. But homelessness is not just about sleeping on the streets ('sleeping rough').

Homelessness can include:

-  Sleeping outside e.g. under a bridge or on the street
-  Couch surfing* (staying a night or two at another person's house, often on the couch or spare bed)
-  Living or sleeping in a car
-  Staying in a housing shelter, hostel or refuge
-  Living in an abandoned house or building
-  Staying in overcrowded housing
-  Living in temporary accommodation

#HousesAtParliament

The Victorian Homelessness Network (VHN), is a partnership of the four Regional Homelessness Networks. Find out more at www.vhn.org.au. The VHN acknowledges CSiW as the original creators of this origami house concept and thank them for their generosity and willingness to share their campaign materials with us.



Videos

#HOUSES AT PARLIAMENT

The VHN, with the help of [Kine Grafitti](#), has developed a series of videos about the campaign and about homelessness in Victoria.



Videos and YouTube channel

The VHN has a YouTube channel:

[https://www.youtube.com/@VictorianHomelessness Network](https://www.youtube.com/@VictorianHomelessnessNetwork)

Here are the links to the individual videos. You can insert these links into information about the campaign, or show them at your events:

Introductory and promo video: <https://www.youtube.com/watch?v=j8GR47WnL5M>

Joal: https://youtu.be/YdAGPqq_OVM

Cemal: https://youtu.be/FIYmu2MX_Bw?si=Hz8OJAX8oQ7mEOBDtext

Jodye: <https://youtu.be/Rzo-5iAq608>

Anna: <https://youtu.be/VcanmI9wWT8>

Chris: https://youtu.be/oLfyc9_uEc0

Adam: https://youtu.be/b4MzY_obNJo