

Houses at Parliament Campaign



Housing Ends Homelessness
www.vhn.org.au

School Kit

2025

#HousesAtParliament



Origami houses display

HOUSES AT PARLIAMENT

Once again this July, for Homelessness Week (4-10 August 2025), dozens of Victoria's leading community organisations are coming together to raise awareness about the urgent need for more social and public housing in Victoria.

This year the focus is on awareness raising in our local communities: encouraging displays within schools, libraries, local business, local government, housing services and peoples homes.

We need your help to fold 60,000 origami houses, representing the 60,000 additional social homes needed to meet current need in Victoria, and display them for Homelessness Week (4-10 August 2025).

Help us raise awareness and ensure there are enough appropriate houses for everyone in our community to live in, so together we can prevent people from becoming homeless.

In this pack, you will find all the information you need to get your classroom involved in the challenge. We're excited to see what you come up with!



What's included

Overview of how to get involved

The first few pages of this document contain information about The Victorian Homelessness Network (VHN), how to use the pack, the campaign, and homelessness. This includes a section for other resources to look at and a sample lesson plan.

Origami instructions

The following pages contain instructions on how to make the origami houses. You may choose to print them for when you run your activity.

Campaign flyer and posters

The last pages of this document includes a campaign flyer that you can hand out. There is also a link to a webpage containing posters that you can download. These can be used in any displays created by your class or simply shared digitally for educational purposes.

About

HOUSES AT PARLIAMENT

The Houses at Parliament **project** was launched in 2023. At the first and second events, participants were joined by Members of Parliament and advocates with lived experience of homelessness, as 6,000 origami homes were placed on the steps of Victoria's Parliament House.

This year we're focusing on local communities and encouraging displays within schools, libraries, local business, housing services and everyday homes. We hope to fold 60,000 houses across Victoria, to represent the number of homes needed.

We are asking that State and Federal Governments commit to:

- Building at least 60,000 additional, appropriate social homes to meet current need in Victoria; and
- Implementing the 10 year National Housing and Homelessness Plan, with a commitment to end homelessness.



About the organiser

Houses At Parliament is run by the Victorian Homelessness Network (VHN). VHN is a partnership of the nine Regional Homelessness Networks in Victoria, which are funded by Victoria's Department of Families, Fairness and Housing, to share information and identify common needs and gaps in homelessness service provision.

The VHN acknowledges CISVic as the original creators of this origami house concept and thank them for their generosity and willingness to share their campaign creations with us.

Housing and Homelessness

HOUSES AT PARLIAMENT

Housing and Homelessness

Housing is necessary for a person's overall wellbeing. Feeling safe, warm, and rested gives people a chance to participate fully in society.

Homelessness can lead to poor physical and mental health because of the difficulties accessing and storing nutritious food, constant concerns about shelter and safety, and lack of access to medical treatment due to financial hardship or travel.

Homelessness also impacts people's rights to safety and privacy because they might not have a space where they can live and store their belongings without fear of harm. This is also true of accommodations, such as rooming houses, where shared facilities may leave people feeling unsafe.

Finally, homelessness can be a barrier to employment due to discrimination, and difficulty managing immediate survival needs alongside participating in the workforce.

If you have any questions about this pack or the campaign, please contact your local regional contact on the website:

<https://www.vhn.org.au/housesatparliament>

About this pack

60,000 ORIGAMI HOUSES FOR 60,000 HOMES

These materials have been developed for children in Grades 4-6 in consultation with two Victorian primary school teachers and [CisVic](#)

The content has been developed drawing on materials developed by:

- Kids Helpline - www.kidshelpline.com.au
- Homelessness Australia - www.homelessnessaustralia.org.au
- ABC News - www.abc.net.au

How this material can be used

Suggested curriculum links:

- Integrated studies
- Art classes

Teacher discretion is required before talking about homelessness or presenting videos as it may cause distress for some children.

Be aware that children may disclose homelessness to you. You can contact the Children's Resource Program for secondary consultation to assist you:

<https://www.statewidechildrensresourceprogram.com.au/>



Remember to share what you make online #HousesAtParliament

Homelessness

#HOUSES AT PARLIAMENT

What is homelessness?

Homelessness means that a person doesn't have a stable or safe place to live.

You may have seen people sleeping on the streets. This can be very distressing to see for many people. But homelessness is not just about sleeping on the streets ('sleeping rough').

Homelessness can include:



Sleeping outside e.g. under a bridge or on the street



Couch surfing (staying a night or two at another person's house, often on the couch or spare bed)



Living or sleeping in a car



Staying in a housing shelter, hostel or refuge



Living in an abandoned house or building



Staying in overcrowded housing



Living in temporary accommodation

#HousesAtParliament

The Victorian Homelessness Network (VHN), is a partnership of the nine Regional Homelessness Networks in Victoria. Find out more at www.vhn.org.au. The VHN acknowledges CISVic as the original creators of this origami house concept and thank them for their generosity and willingness to share their campaign creations with us.





Homelessness

HOUSING ENDS HOMELESSNESS - IN VICTORIA WE NEED TO BUILD 60,000 NEW SOCIAL HOUSING PROPERTIES TO MEET CURRENT DEMAND

Homelessness can affect anyone

There are a number of reasons why people can become homeless. These can include:

- Not enough affordable housing
- Rising cost of living
- Centrelink payments too low
- Low wages
- Insecure employment
- Family troubles
- Violence and abuse
- Mental and physical health issues
- Drug and alcohol use

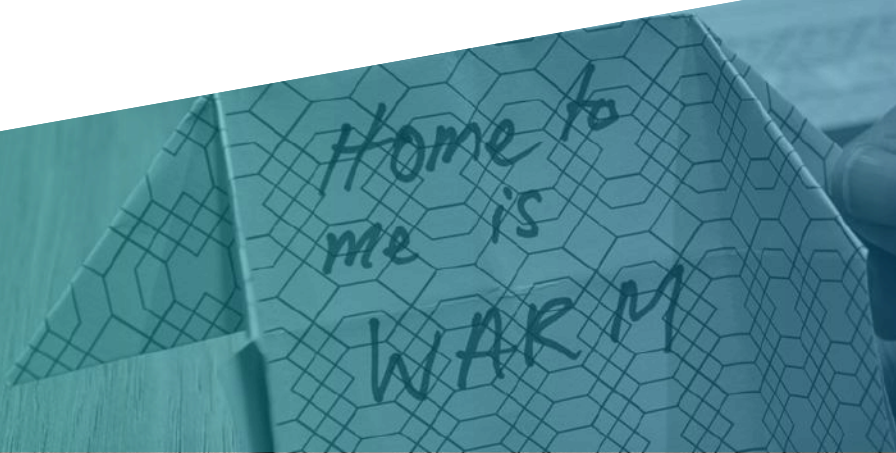
What are the impacts of being homeless?

Even if a person becomes homeless for just a short period of time, the impacts can last a long time.

It may be harder for people to:

- Find a job
- Stay connected with family, friends, and others
- Look after their physical and mental health
- Stay at School

It can also affect how a person feels about themselves, their schooling, ability to cope with everyday stresses, and alcohol and drug use.



Other Useful Resources

#HOUSES AT PARLIAMENT

Videos

Teacher's discretion required. Please view before showing your students.

The Victorian Homelessness Network has produced a short informational video about the campaign: <https://youtu.be/j8GR47WnL5M?si=Jc1J9p4rbfPjHX66> and several short videos of people with a lived experience of homelessness and homelessness workers:

- Joal: https://youtu.be/YdAGPqq_OVM
- Cemal: https://youtu.be/FIYmu2MX_Bw
- Jodye: <https://youtu.be/Rzo-5iAq608>
- Anna: <https://youtu.be/VcanmI9wWT8>
- Chris: https://youtu.be/oLfyc9_uEc0
- Adam: https://youtu.be/b4MzY_obNJo

- Hidden Homelessness – Couch Surfing: <https://youtu.be/GMgeO9LgCgA>
- Homelessness from a child's perspective: <https://youtu.be/0UQEoiPajc8>

For additional videos, see the Council of Homeless Persons website: chp.org.au

Websites

Victorian Homelessness Network: <https://www.vhn.org.au/housesatparliament>

Council to Homeless Persons: chp.org.au/about-homelessness/

Homelessness Australia: homelessnessaustralia.org.au

References

Kids Helpline, 'Homelessness'. <https://kidshelpline.com.au/teens/issues/homelessness>

Cansdale, D. 'How to talk to your children about homelessness a way they understand', 2018, Jun 12. www.abc.net.au/news/2018-06-12/how-to-explain-homelessness-to-children/9840734

Lesson Plan

#HOUSES AT PARLIAMENT

Homelessness in Victoria

Over the next couple of months Homelessness organisations are highlighting the number of people without safe and stable houses in Victoria. They're calling for more housing to be built to help end homelessness. They need your help to fold 60,000 origami houses for a big display to get the attention of people in Government.



This activity involves you making and decorating an origami house.

Click [here](#) to view a step-by-step guide to creating your paper

and/or watch this video <https://bit.ly/OrigamiHouseVid>

Remember to pause so you can follow the visual instructions (be careful of the tricky part at the 2.10-minute mark of the video!).

We would like to collect as many of your origami houses as possible to display in the classroom (an/or the school library, hall or foyer).

At the end of this document you will find a link to a webpage of posters that you can use in your displays.


You can fill in this form <https://www.vhn.org.au/houses-tally> to record how many houses you have folded. This will feed into a statewide tally showing the number of houses we have all made.



Have fun and remember to take a photo of your houses to share with other participants in the House at Parliament Project.

Materials needed:

- A square piece of paper. Suggestion: you can trim an A4 piece of paper into a square (here's [a video](#) about how to turn an A4 sheet into a square)
- Scissors
- Anything to decorate with - pencils, textas, oil pastels, stickers etc.

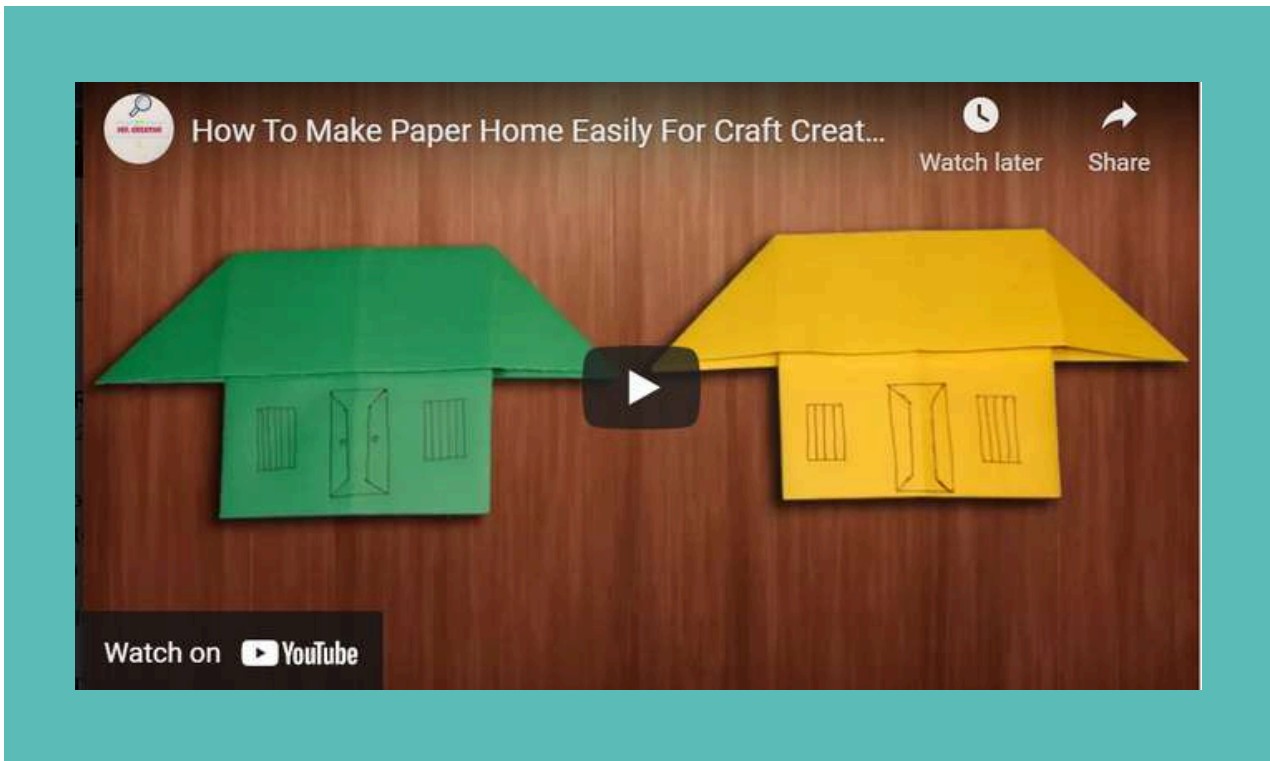


Remember to add your numbers to the Statewide tally



How to build an origami house

Video instructions: <https://bit.ly/OrigamiHouseVid>



Detailed Folding Instructions can be found on our website or by clicking [here](#)



Remember to add your numbers to the Statewide tally




How to build an origami house

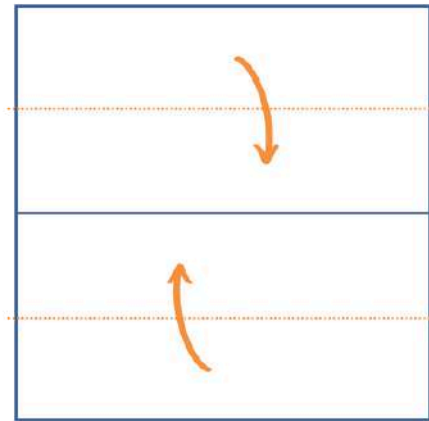
Use the instructions below or watch a video here:

<https://bit.ly/OrigamiHouseVid>

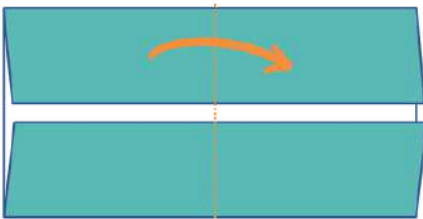
1. Create crease in centre of square paper.



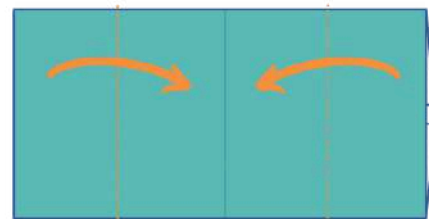
2. Fold edges toward centre crease.



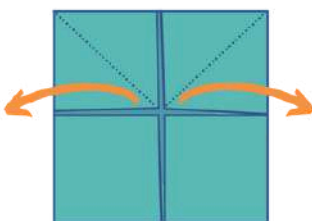
3. Create crease in centre.



4. Turn over. Fold edges toward crease.



5. Open top corners and flatten.



6. Flip over. Decorate & write a message!



For more information and resources visit www.vhn.org.au

Share your creations


#HOUSES AT PARLIAMENT

Homelessness in Victoria


Once you've created your origami houses, it's time to share them!

Here's what to do:

- Gather all the origami houses into a display. You might want to display them in a window of your classroom or the school library.
- Count how many houses your school folded and fill in the online tally by using the QR code below or visiting <https://www.vhn.org.au/houses-tally>. We'll be keeping a tally of how many are folded all across Victoria so you can see how close we are getting to folding 60,000 houses across the State!



- Share a photo of your school's display on the school's social media, using the following hashtags:
 - #ItsTimeToEndHomelessness
 - #HousesAtParliament
 - #HousingEndsHomelessness
 - #HW2025
 - #60000Homes



Remember to add your numbers to the Statewide tally



Posters

#HOUSES AT PARLIAMENT

The Victorian Homelessness Network has produced a number of posters that you can incorporate into your displays, or distribute for information.


To download these, please visit our [How to get involved](#) page on our website.

How to build an origami house


Use the instructions below or watch a video here: <https://bit.ly/OrigamiHouseVid>

As this is a statewide event we ask that you refrain from branding the houses with your organisations logos

1. Create crease in centre of square paper.
2. Fold edges toward centre crease.



3. Create crease in centre.
4. Turn over toward



5. Open top corners and flatten.
6. Flip over write a



Homelessness

#HOUSES AT PARLIAMENT

HOUSING ENDS HOMELESSNESS - IN VICTORIA WE NEED TO BUILD 66,000 NEW SOCIAL HOUSING PROPERTIES TO MEET CURRENT DEMAND

Homelessness can affect anyone

There are a number of reasons why people can become homeless. These can include:

- Not enough affordable housing
- Rising cost of living
- Centrelink payments too low
- Low wages
- Insecure employment
- Family troubles
- Violence and abuse
- Mental and physical health issues
- Drug and alcohol use

What are the impacts of being homeless?

Even if a person becomes homeless for just a short period of long time.

It may be harder for people to:

- Find a job
- Stay connected with family, friends, and others
- Look after their physical and mental health

It can also affect how a person feels about themselves, the with everyday stresses, and alcohol and drug use.



Homelessness

#HOUSES AT PARLIAMENT

What is homelessness?

Homelessness means that a person doesn't have a stable or safe place to live.

You may have seen people sleeping on the streets. This can be very distressing to see for many people. But homelessness is not just about sleeping on the streets (sleeping rough).

Homelessness can include:

- Sleeping outside e.g. under a bridge or on the street
- Couch surfing (staying a night or two at another person's house, often on the couch or spare bed)
- Living or sleeping in a car
- Staying in a housing shelter, hostel or refuge
- Living in an abandoned house or building
- Staying in overcrowded housing
- Living in temporary accommodation

Homelessness

#HOUSES AT PARLIAMENT

What is homelessness?

Homelessness means that a person doesn't have a stable or safe place to live.

You may have seen people sleeping on the streets. This can be very distressing to see for many people. But homelessness is not just about sleeping on the streets (sleeping rough).

Homelessness can include:

- Sleeping outside e.g. under a bridge or on the street
- Couch surfing (staying a night or two at another person's house, often on the couch or spare bed)
- Living or sleeping in a car
- Staying in a housing shelter, hostel or refuge
- Living in an abandoned house or building
- Staying in overcrowded housing
- Living in temporary accommodation