

About the 2026 campaign

HOUSES AT PARLIAMENT
A VHN CAMPAIGN WWW.VHN.ORG.AU

See what we
did in 2025

Ending Homelessness

30,000 Victorians don't have a home tonight, including 6,800 children.

They're living in their car, staying somewhere temporary like a friend's couch, in a shelter or refuge, or have nowhere to go at all.

In a country as wealthy as Australia, no-one should be without a home.

The top 3 causes of homelessness are family violence, financial difficulties, and the housing crisis.

We can end homelessness by building more homes. For most people, a home that they can afford would end their homelessness.

Our campaign

The Victorian Homelessness Network (VHN) wants to raise awareness about the urgent need for more social and public housing. We are asking that State and Federal Governments commit to:

Building at least 60,000 additional, appropriate social homes to meet the current need in Victoria;


and

Implementing the 10 year National Housing and Homelessness Plan, with a commitment to END homelessness.

What can you do?

- Help us fold and display 60,000 origami houses across Victoria for Homelessness Week 3rd - 9th August 2026.
- Use the instructions on the back to make as many houses as you wish
- Display your house/s
 - In a window of your business or home
 - In a back window of your car
 - Get your workplace involved and make a display in the foyer or window.
 - Stick one on your front door or window for all to see
 - Visit www.vhn.org.au to see what others have done
- Take a photo of your house/s and post on social media:

#HousesAtParliament
#HW2026
#HousingEndsHomelessness
#ItsTimeToEndHomelessness

- Add how many you fold to our Statewide Tally - use this QR code 
- Encourage others to fold and display an origami house
- Visit our website to download posters, social media tiles and other resources

To find out more visit
www.vhn.org.au

Youtube@VictorianHomelessnessNetwork

Have fun folding ...it's a great group activity!


How to build an origami house

Use the instructions below or watch a video here:

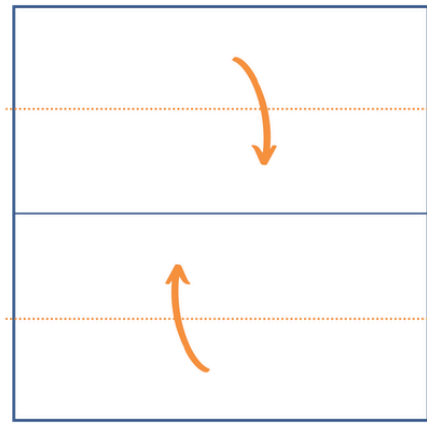
<https://bit.ly/OrigamiHouseVid>

As this is a VHN Statewide event, we ask that you refrain from branding the houses with your organisations logos

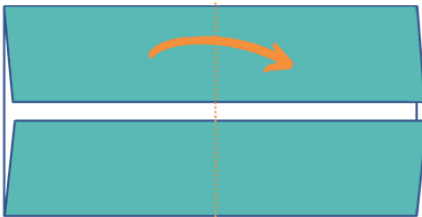
1. Create crease in centre of square paper.



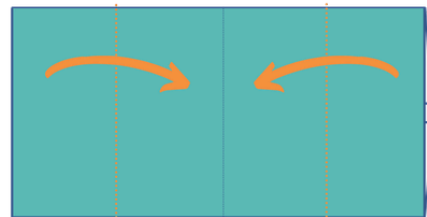
2. Fold edges toward centre crease.



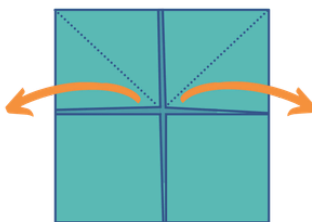
3. Create crease in centre.



4. Turn over. Fold edges toward crease.



5. Open top corners and flatten.



6. Flip over. Decorate & write a message!



For more information and resources visit www.vhn.org.au